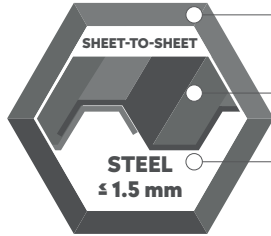




SELF-DRILLING TORX SCREW MUSH PRO

APPLICATION



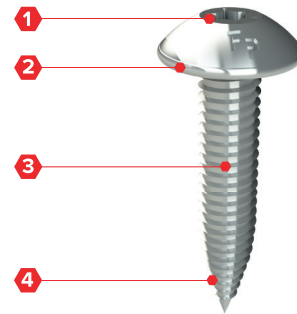
SS SUS410

Sheet-to-sheet

Steel $\leq 1,5$ mm

SPECIFICATION

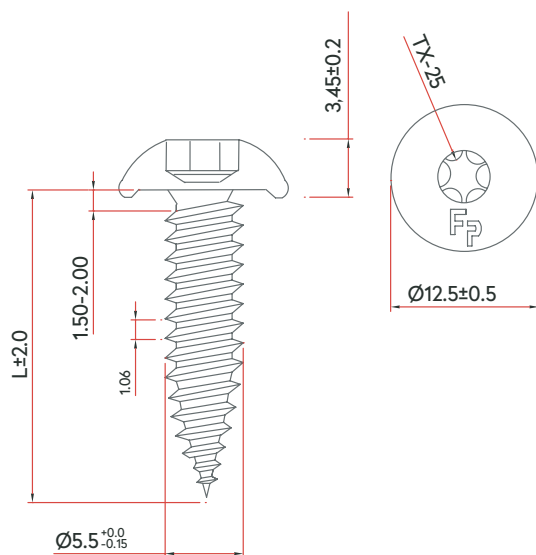
- 1 Head style Torx
- 2 EPDM 9 mm
- 3 Thread for substructure steel $\leq 1,5$ mm
- 4 Sharp drilling point



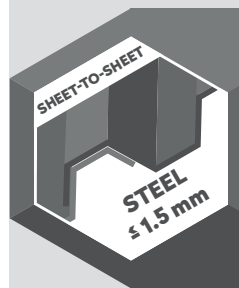
OPTIONS

- 1 Powder coated in any desired colour


SECTION



STITCHING SCREWS - STEEL $\leq 1,5$ MM - SS SUS410

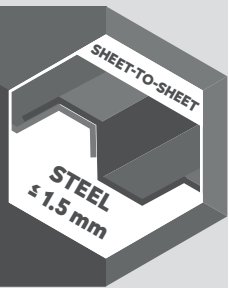


STITCHING SCREWS - STEEL \leq 1,5 MM - SS SUS410



ORDER INFORMATION


Product	Washer	Size	Packaging	Article code
Self-Drilling torx screw mush PRO 5,5 x 25	No	5,5 x 25 mm	250 pcs/box	20030055025M
Self-Drilling torx screw mush PRO 5,5 x 25	Yes	5,5 x 25 mm	250 pcs/box	20030055025M09





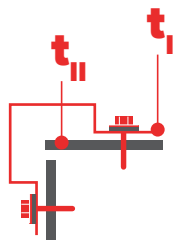
More information on materials, application, specific properties and certification can be found in chapter 10.

SELF-DRILLING TORX SCREW MUSH PRO 5,5 X L, PRESSED RING

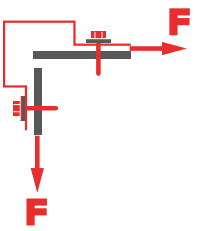
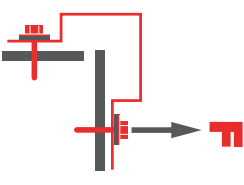
Materials	
Screw	SS 1.4006 (SUS410) - conform EN3506
Washer	SS 1.4301 (A2) - conform EN3506
Material A (t_{\perp})	Steel quality S280GD, S320GD and S350GD - conform EN 10346
Material B (t_{\parallel})	Steel quality S235, S280GD, S320GD and S350GD - conform EN 10346
Drilling capacity	$\leq 1,5$ mm







PRESSED RING

		t_{\perp} [mm]	t_{\parallel} [mm]					
			0,40	0,50	0,55	0,60	0,63	0,75
 $V_{R,k}$ [kN]	0,40	1,62	1,62	1,62	1,62	1,62	1,62	
	0,50	1,62	1,93	1,93	1,93	1,93	1,93	
	0,55	1,62	1,93	2,16	2,16	2,16	2,16	
	0,60	1,62	1,93	2,16	2,39	2,39	2,39	
	0,63	1,62	1,93	2,16	2,39	2,53	2,53	
	0,75	1,62	1,93	2,16	2,39	2,53	3,09	
 $M_{R,k}$ [kN]	0,40	0,68	0,76	0,95	1,07	1,13	1,42	
	0,50	0,68	0,76	0,95	1,07	1,13	1,42	
	0,55	0,68	0,76	0,95	1,07	1,13	1,42	
	0,60	0,68	0,76	0,95	1,07	1,13	1,42	
	0,63	0,68	0,76	0,95	1,07	1,13	1,42	
	0,75	0,68	0,76	0,95	1,07	1,13	1,42	

Note

1. Above mentioned values are characteristic values
2. To determine the design value we advise to apply a material factor of $\gamma_m = 1,33$.
3. You can find further information and calculation examples on page 10.1.7.

CERTIFICATES



STITCHING SCREWS - STEEL $\leq 1,5$ MM - SS SUS410

